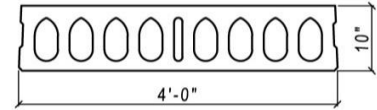




Standard Load Table

10" Thick



1.0" Strand Cover



No Structural Topping Dead Load Weight of Slab = 76 psf					
IBC Fire Ratings	Unrestrained 1 hour				
	Restrained 3 hours				
Section Properties					
A = 312 in ²	Yt = 4.84 in	b = 17.8 in			
I = 3484 in ⁴	Yb = 5.16 in	wt = 76 psf			
ϕM_n ft-k/ft	29.09	38.12	46.75	53.23	64.52
Series	1.0D-10706	1.0D-10708	1.0D-10710	1.0D-10808	1.0D-10810
Span in Feet	Allowable Superimposed Load In lbs/ft ²				
17	446				
18	392	490			
19	346	450	484		
20	307	416	446		
21	273	375	409	429	
22	243	337	379	399	
23	218	303	354	367	
24	196	274	327	344	379
25	176	248	309	320	352
26	158	225	286	300	330
27	143	205	264	281	306
28	129	186	241	266	290
29	116	170	221	248	270
30	105	155	203	234	257
31	94	141	186	215	240
32	85	129	171	198	228
33	77	118	158	183	214
34		108	145	168	197
35		99	134	155	182
36		90	123	143	169
37		82	114	132	157
38			105	122	145
39			97	113	135
40			89	104	125
41			82	96	117
42				89	108
43				82	101
44				75	93
45					87
46					80
47					74
48					69

2" Bonded Structural Topping Dead Load Weight of Slab With Topping = 101 psf					
IBC Fire Ratings	Unrestrained 1 hour				
	Restrained 4 hours				
Section Properties					
A = 397 in ²	Yt = 5.59 in	b = 17.8 in			
I = 5787 in ⁴	Yb = 6.41 in	wt = 101 psf			
ϕM_n ft-k/ft	35.35	46.14	56.35	64.3	77.95
Series	1.0D-10706T	1.0D-10708T	1.0D-10710T	1.0D-10808T	1.0D-10810T
Span in Feet	Allowable Superimposed Load In lbs/ft ²				
17	495				
18	463	472			
19	414	435	466		
20	367	409	429		
21	325	386	390	411	
22	290	365	365	381	
23	259	346	346	349	
24	231	325	329	327	361
25	207	293	312	311	333
26	186	266	297	296	312
27	167	241	284	283	288
28	150	219	271	270	271
29		199	259	258	258
30		181	237	247	267
31		164	218	236	236
32		150	200	227	227
33		136	183	213	217
34			168	194	209
35			154	177	201
36			140	161	193
37				146	179
38				133	164
39				120	150
40					137
41					125
42					114
43					104
44					
45					
46					
47					
48					

Concrete Strength: 6,000 psi at 28 days
 Prestress Strands: 3/8", 7/16", 1/2" special, 270 ksi Lo-Lax

 Camber 1"-1 1/2"
 Camber > 1 1/2"

Issued: 5/1/2013
 ©Spancrete www.spancrete.com