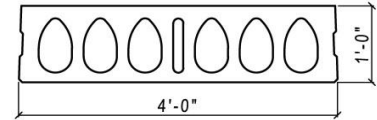




**Standard Load Table**  
**12" Thick**  
**1.63" Strand Cover**



No Structural Topping Dead Load Weight of Slab = 86 psf					
IBC Fire Ratings	Unrestrained 2 hours				
	Restrained 4 hours				
Section Properties					
A = 355 in <sup>2</sup>	Yt = 5.72 in	b = 15.6 in			
I = 5784 in <sup>4</sup>	Yb = 6.28 in	wt = 86 psf			
$\phi M_n$ ft-k/ft	33.89	44.54	54.78	62.58	76.25
Series	1.63D-12706	1.63D-12708	1.63D-12710	1.63D-12808	1.63D-12810
Span in Feet	Allowable Superimposed Load In lbs/ft <sup>2</sup>				
18	459				
19	405				
20	359	462			
21	320	425	462	486	
22	286	390	423	449	480
23	256	357	393	415	455
24	230	322	364	384	420
25	207	292	339	359	391
26	186	265	317	332	363
27	168	241	296	313	341
28	152	220	278	291	317
29	137	200	261	276	300
30	124	183	240	258	280
31	112	167	221	244	266
32	101	153	203	230	249
33	91	140	187	216	235
34		128	173	206	224
35		117	159	191	211
36		107	147	177	201
37		98	136	164	192
38			125	152	181
39			116	141	173
40			107	131	164
41			99	122	153
42				113	142
43				105	133
44				97	123
45					115
46					107
47					99
48					92
49					86

2" Bonded Structural Topping Dead Load Weight of Slab With Topping = 111 psf					
IBC Fire Ratings	Unrestrained 2 hours				
	Restrained 4 hours				
Section Properties					
A = 440 in <sup>2</sup>	Yt = 6.42 in	b = 15.6 in			
I = 8904 in <sup>4</sup>	Yb = 7.58 in	wt = 111 psf			
$\phi M_n$ ft-k/ft	40.14	52.56	64.39	73.62	89.61
Series	1.63D-12706T	1.63D-12708T	1.63D-12710T	1.63D-12808T	1.63D-12810T
Span in Feet	Allowable Superimposed Load In lbs/ft <sup>2</sup>				
19	473	493			
20	419	464	484		
21	372	438	444	468	
22	331	414	414	431	462
23	296	392	392	396	436
24	265	373	373	371	402
25	238	337	354	353	374
26	214	306	338	336	345
27	192	277	322	321	323
28	173	252	307	306	306
29	155	229	294	293	293
30		209	275	281	281
31		190	252	269	269
32		173	231	258	258
33		158	212	247	247
34			195	235	238
35			180	217	229
36			165	201	220
37			152	186	212
38				172	204
39				159	196
40					180
41					165
42					152
43					139
44					128

Concrete Strength: 6,000 psi at 28 days  
Prestress Strands: 3/8", 7/16", 1/2" special, 270 ksi Lo-Lax

 Camber 1"-1 1/2"  
 Camber > 1 1/2"

Issued: 5/1/2013

©Spancrete www.spancrete.com