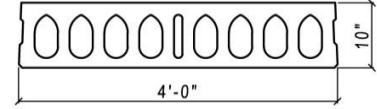




Standard Load Table
10" Thick
2.0" Strand Cover



No Structural Topping Dead Load Weight of Slab = 76 psf					
IBC Fire Ratings	Unrestrained 3 hours				
	Restrained 3 hours				
Section Properties					
A = 312 in ²	Yt = 4.84 in	b = 17.8 in			
I = 3484 in ⁴	Yb = 5.16 in	wt = 76 psf			
ϕM_n ft-k/ft	25.63	33.46	40.92	46.43	55.93
Series	2.0D-10706	2.0D-10708	2.0D-10710	2.0D-10808	2.0D-10810
Span in Feet	Allowable Superimposed Load In lbs/ft ²				
16	444				
17	386	486			
18	339	439	475		
19	298	403	434	459	
20	263	361	399	422	460
21	234	322	368	385	419
22	208	289	338	357	388
23	185	259	316	331	359
24	165	234	291	306	332
25	148	211	270	288	311
26	133	191	246	267	288
27	119	173	224	252	272
28	106	156	204	235	253
29	95	142	186	219	240
30		129	170	201	224
31		117	156	185	212
32		106	143	170	201
33			131	156	189
34			120	144	174
35			110	133	161
36				122	148
37				113	137
38				104	126
39					117
40					108
41					99
42					92

2" Bonded Structural Topping Dead Load Weight of Slab With Topping = 101 psf					
IBC Fire Ratings	Unrestrained 3 hours				
	Restrained 4 hours				
Section Properties					
A = 397 in ²	Yt = 5.59 in	b = 17.8 in			
I = 5787 in ⁴	Yb = 6.41 in	wt = 101 psf			
ϕM_n ft-k/ft	31.88	41.47	50.51	57.51	69.39
Series	2.0D-10706T	2.0D-10708T	2.0D-10710T	2.0D-10808T	2.0D-10810T
Span in Feet	Allowable Superimposed Load In lbs/ft ²				
16	474				
17	442	467			
18	413	421	457	485	
19	366	388	416	442	484
20	323	364	381	403	441
21	286	343	349	367	401
22	254	324	324	339	370
23	226	307	307	312	341
24	201	284	291	290	314
25	179	256	276	275	294
26		231	263	262	270
27		209	250	249	254
28		189	239	238	238
29			225	227	227
30			205	217	217
31			187	207	207
32				198	198
33				183	190
34					182
35					175
36					167
37					151

Concrete Strength: 6,000 psi at 28 days
Prestress Strands: 3/8", 7/16", 1/2" special, 270 ksi Lo-Lax

 Camber 1"-1 1/2"
 Camber > 1 1/2"

Issued: 5/1/2013
©Spancrete www.spancrete.com